



IN PARTNERSHIP WITH
DAR EL SALAM
ISLAMIC WORLD TRAVEL

HAJJ الحَجَّ

2024 - 1445H

GENERAL INFO AND TRAVEL GUIDE

MAJAR AL KABSH

لَبَّيْكَ اللَّهُمَّ لَبَّيْكَ، لَبَّيْكَ لَا شَرِيكَ لَكَ لَبَّيْكَ، إِنَّ الْحَمْدَ وَالنَّعْمَةَ لَكَ وَالْمُلْكُ لَا شَرِيكَ لَكَ

*"Here I am O Allah, Here I am. Here I am, You have no partner, Here I am.
Indeed all Praise, Grace and Sovereignty belong to you. You have no partner".*



WELCOME TO
HAJJ 2024 - 1445H



2024 | 1445 HIJRI CALENDAR

			WEDNESDAY JUNE 05 (28TH DHUL QA'DAH)	THURSDAY JUNE 06 (29TH DHUL QA'DAH)	FRIDAY JUNE 07 (1ST DHUL'HIJJAH)	SATURDAY JUNE 08 (2ND DHUL'HIJJAH)
SUNDAY JUNE 09 (3RD DHUL'HIJJAH)	MONDAY JUNE 10 (4TH DHUL'HIJJAH)	TUESDAY JUNE 11 (5TH DHUL'HIJJAH)	WEDNESDAY JUNE 12 (6TH DHUL'HIJJAH)	THURSDAY JUNE 13 (7TH DHUL'HIJJAH)	FRIDAY JUNE 14 (8TH DHUL'HIJJAH) MENA	SATURDAY JUNE 15 (9TH DHUL'HIJJAH) ARAFAT MUZDALIFAH
SUNDAY JUNE 16 (10TH DHUL'HIJJAH) MUZDALIFAH MENA	MONDAY JUNE 17 (11TH DHUL'HIJJAH) MENA	TUESDAY JUNE 18 (12TH DHUL'HIJJAH) MENA	WEDNESDAY JUNE 19 (13TH DHUL'HIJJAH) MENA	THURSDAY JUNE 20 (14TH DHUL'HIJJAH)	FRIDAY JUNE 21 (15TH DHUL'HIJJAH)	SATURDAY JUNE 22 (16TH DHUL'HIJJAH)
SUNDAY JUNE 23 (17TH DHUL'HIJJAH)	MONDAY JUNE 24 (18TH DHUL'HIJJAH)	TUESDAY JUNE 25 (19TH DHUL'HIJJAH)	WEDNESDAY JUNE 26 (20TH DHUL'HIJJAH)	THURSDAY JUNE 27 (21ST DHUL'HIJJAH)	FRIDAY JUNE 28 (22ND DHUL'HIJJAH)	SATURDAY JUNE 29 (23RD DHUL'HIJJAH)

PERSONAL PREPARATION

Read and understand your program itinerary. To make your journey more pleasant, we recommend that you review and understand your program itinerary before your trip.

Participate in your WhatsApp group. We have created a Hajj WhatsApp group which is a comprehensive communication channel of information on the religious and administrative aspects of Hajj.

Know the Manasik of Hajj. We advise that you attend all the Manasik webinars specific to your program. All webinar recordings have been posted in the WhatsApp Group.

PERSONAL PREPARATION

Du'a (Supplication) is an essential component of performing Hajj so please take the time to understand the supplications that are commonly made during the Manasik. This spiritual preparation will greatly ease your journey.

Physical preparation: Hajj can be a physically exhausting journey. Incorporate daily walking into your routine. The extensive walking during Hajj and Umrah can take a toll within a few days of arrival. You should try to get used to a daily .average of about 15,000 steps

Will Preparation: Preparing a will is a crucial part of your Hajj preparation. Please address this without delay.

Doctor Check-Up: If you have any pre-existing conditions, or simply for peace of mind, schedule a medical check-up soon and ensure all necessary medications are ready.

Medical prescriptions. Please make sure you refill your medical prescriptions prior to departure and take sufficient quantity with you to last the entire trip.

HEALTH

- **Take proactive steps** to minimize the risk of sickness and other medical issues.
- Seek **medical advice** before traveling.
- Make sure you **refill your medical prescriptions** before departure and take sufficient quantity to last the entire trip.
- **Meningitis Vaccine:** If you haven't received your vaccine yet, please make it a priority to do so at your earliest convenience. In the past, the Saudi consulate accepted the meningococcal meningitis vaccine with a validity of up to three years. However, the current guidelines on vaccine validity are less clear, so please ensure you're up to date.
- Take with you all **medical documents** related to your specific health issues.
- Share with your group leader any **important medical or physical conditions** you have (diabetes, high blood pressure, asthma, etc.)
- **Eat moderately | avoid street foods | Take plenty of rest | Stay hydrated**

ESSENTIAL ITEMS TO BRING

- Prescription medications | Over-the-counter medications | Medical kit (cough medications, painkillers, vitamin C, bandages, etc.)
- Important documents (visa, passport, e-ticket, Meningitis vaccine certificate, etc.)
- Electrolytes for dehydration
- Sunscreen | Sunglasses
- Toiletries | Personal care | Masks
- Healthy snacks
- Safety pins (for men to help with the Ihram)
- Comfortable footwear
- Backpack | Fanny pack
- Power bank
- Prayer mat
- International adapter | Phone chargers
- Unlocked cell phone (if you will be using the Saudi SIM card)
- Duaa book | Personal dua list

CURRENCY & VALUABLES

Currency: One USD is about 3.70 Saudi Riyal.

Cash: Make sure to bring a relatively new 100 bills

Credit card is also commonly used in many major stores

Valuables Safekeeping: It is not recommended for you to take your valuables, including your wallet, passport, excessive cash, or jewelry to Al Masjid Al Haram or Al Masjid Al Nabawi. It is advisable that you carry nominal cash with you and keep the rest in the safety deposit box located in the room in most hotels.

TRAVEL INSURANCE

Travel Insurance Consideration: We highly recommend the purchase of travel insurance to protect yourself against situations and/or events that are out of your control. Securing travel insurance can protect you from several unfortunate circumstances that can compromise your trip.

We do not administer a travel insurance plan; however, we suggest the use of Travel Insured (www.travelinsured.com), which is a reputable third-party travel insurance provider that offers plans to insure your Hajj booking. Or you may get travel insurance from any company of your choice that offers the coverage you desire.

DEPARTURE

- Be at the international airport check-in counter 4 - 5 hours before your flight.
- Have your traveling documents (passport, e-visa, resident card, Meningitis certificate).
- Have your luggage ID tag on your luggage before check-in. This allows for easy recognition of your luggage during travel.
- It is a good idea to take a picture of your check-in luggage. In case of lost luggage or misplaced, you can easily describe them and show the picture.
- Wear your Picture ID card at all times during your movements. This will allow our representative to recognize you easily and provide assistance as needed.
- Have your medicine, valuables, and other necessities in your carry-on bag.
- Airlines usually permit two standard suitcases, weighing 50 lbs. (23 kgs) each and one small carry-on per passenger. Please refer to your respective airline for information on size and weight limits.
- If you are traveling on a domestic flight to connect with the international flight, do not check-in your luggage to Saudi Arabia when checking-in for the domestic flight. If your luggage is lost during the domestic transit, it will be difficult to find.

ARRIVAL

- Follow directions to immigration (passport control), baggage claim & customs.
- Have your traveling documents ready (passport, hajj visa, proof of meningitis vaccine)
- Collect your luggage (you are responsible for your luggage through customs)
- If you cannot find your luggage, please make sure to report any loss of luggage in the customs hall before exiting and make sure to get a copy of the report.
- Exit through the customs hall to meet and get assistance from the Hajj Service Provider representative | team
- Please make sure to wear your Picture ID card at all times during your movements. This will allow our representative to recognize you easily and provide assistance as needed.
- You will be directed to the appropriate bus or other means of transportation to your designated hotel.
- Ensure that your luggage is loaded onto your means of transportation. Please keep your valuable always with you.

HOTEL INFORMATION

Hotel Check-in Time: Hotel check-in time is expected to be around 5:00PM.

Depending on your flight arrival, there may be a wait time to check in. The Service Provider will do their best to work with the hotel management to speed up the room availability and to accommodate you comfortably during the waiting process.

Rooming: Due to various group arrival times and room availability, it is extremely difficult to promise any specific room arrangements (guarantee to have your family members or friends - who are in a separate room adjacent or even on the same floor).

Hotel beds: Each hotel room consists of two standard beds (double occupancy). If you have chosen shared accommodation in triple or quad occupancy, the additional beds may be a rollaway bed or a cot.

GROUP LEADERS | IMAMS

A Group leader/Guide is assigned to each group to provide general administrative and logistical guidance and assistance. In addition, many of our esteemed scholars and Imams will accompany the groups and provide religious guidance and answer questions on fiqh and other religious issues.

QURBANI | SACRIFICE

- **Purchased through Nusuk or Dar El Salam:** We will forward your Qurbani (Sacrifice) payment to an authorized Saudi organization that performs and administers the sacrifice on your behalf.
- **Purchase on your own:** You can purchase your qurbani through an authorized organization (Al Rajhi or others). You can easily find many kiosks within walking distance from your hotels.

MEANS OF COMMUNICATIONS

Due to fingerprinting requirements, a Saudi SIM card cannot be provided upon arrival. We recommend setting up an international plan with your domestic mobile carrier as it's usually more convenient and cost-effective. Ensure that your phone is unlocked if you plan to use a local SIM.

SAUDI LOCAL SIM CARD:

- Local network providers: STC, Mobily and Zain
- Many kiosks are available at the airport or close to your hotels
- To purchase and activate your Saudi local sim card you need your passport (or a copy) and fingerprint.

INTERNET & WIFI

- Mostly available in the hotels at no charge
- Usability and reliability dependent on available bandwidth, location, and number of users
- WIFI ID and password will be shared upon arrival
- WhatsApp based calling does not work with WIFI
- It may work with your international data plan.

WHATSAPP

- We will be using a WhatsApp group chat for our daily communications.
- It is mainly used for important reminders and last-minute updates

IMPORTANT!:

We strongly advise not to use the WhatsApp group chat for personal communications or questions.

- Religious questions should be directed to the imam and logistic should be directed to your group leader directly (privately).

WHEELCHAIR

Bring Your Own Wheelchair: If you are dependent on a wheelchair throughout your journey and already own one, we highly recommend that you bring it along with you to avoid any inconveniences. This option is intended for those who are traveling with a family member who can assist by pushing the wheelchair

Purchase a Wheelchair: For those who require a wheelchair for the entire duration of Hajj, we strongly suggest purchasing one upon arrival. This option is intended for those who are traveling with a family member who can assist by pushing the wheelchair

Wheelchair Rental for Tawaf or Saii : If your need for a wheelchair is limited to Tawaf or Saii, please consult with your group leader who can guide you on where to find dedicated Haram helpers or arrange for a scooter rental.

SUITABLE FOOTWARES TO USE DURING IHRAM

FOR MEN:

- Specific requirement for footwear:
 - The ankle/heel must be exposed
 - Those who cannot wear required footwear due to medical reasons should consult with their scholars

FOR WOMEN:

- No specific requirement for type of footwear and no restrictions
- Can wear whatever is comfortable and suitable
- Preferable to cover the feet than bare feet

Acceptable types of sandals



NUSUK APP


Download and set up the Nusuk app at your earliest convenience.

- **The app is used to make appointments for your Rawdah and Umrah**
- You can download the app on your phone anytime at your convenience. However, you can only activate it once you receive your visa.
- For your convenience below are the link for your convenience:

Apple users:



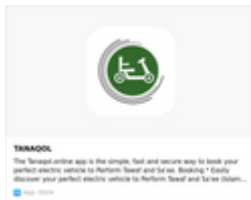
Android users:



TANAQOL

The Tanaqol app is the simple, fast and easy way to book your electric vehicle for Tawaf and Sa'ee.


You can sign in once and the app will keep you logged in.



ELECTRICAL POWER

TYPES & VOLTAGES

- Voltage USA & Canada: 120V | Hertz: 60HZ
- Voltage Saudi Arabia: 220V | Hertz: 6HZ

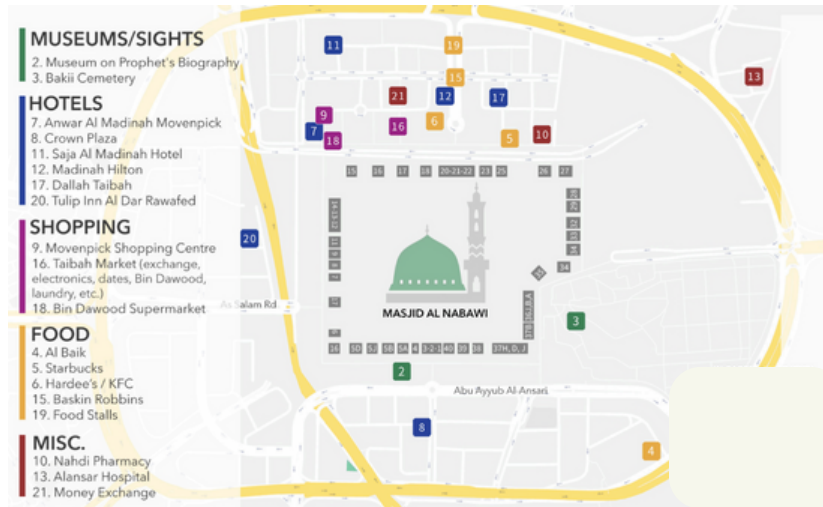


POWER BANK

- We recommend **20000 mAh** Power Bank.
- Ensure it is fully charged before you go to Mena



MADINAH MAP



MAKKAH MAP



MENA CAMP Majar Al Kabsh

The camp in Majar Al Kabash is located in a premium location, across the Jamaraat - Camp A area. The Hajj Service Provider pays a premium to have their pilgrims in this area. The allocation of sleeping space in Mena is dictated by Saudi authorities - a typical 4 x 4 meter tent accommodates approx. 10 persons (or 154 cms per person). The tents are separated between male & female.

In addition, The Hajj Service provider supplements the accommodation by furnishing the tents with one folding foam sleeper chair, pillow, bed sheet & blanket per person; providing extra fans and air-conditioning; installing cool water mist in the walkways; having attendants in the washroom to keep them clean; and much more.

MAJAR AL KABSH CAMP A



ARAFAT CAMP

Majar Al Kabsh



The Hajj Service Provider air-conditioned private camp is located within a short walking distance from the Al Mashaer Train station.

The tents are separated between male and female and are also separated according to the program package.

We advise pilgrims not to spend too much time outdoors (especially around noontime), and to remain well hydrated during the day of Arafat in order to avoid any heat exhaustion.

MUZDALIFAH

Please note that Muzdalifah has no tents and limited facilities. Expect minimal service during your stay.

Ensure you remain hydrated during your stay in Muzdalifah as the weather is expected to be very hot.

A sleeping mat and a light dinner will be provided.



ZAMZAM & DATES

Complimentary **Zamzam** will be provided

- 5 liters, one per adult (per passport)
- Pre-packed and sealed for check-in
- It will be provided at the airport
- It is a free checked in item. It doesn't count as part of your maximum luggage allowance.



Dried dates are allowed into USA, Canada, UK and Australia

- Ensure it is packed
- Declare with Customs

